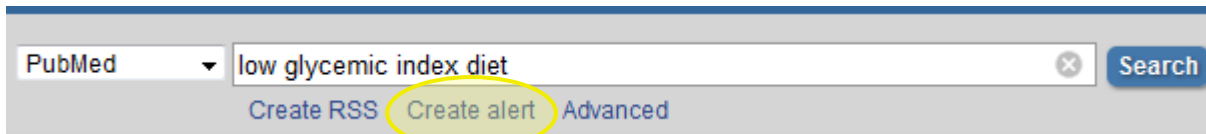


My NCBI is a tool that allows you to customize PubMed. After registering to set up your user name and password, you can save your searches and set up **e-mail alerts** to notify you of new results for your saved searches.

Saving your search and setting up automatic e-mail updates

After signing into My NCBI, enter your search terms in the PubMed query box and run your search.

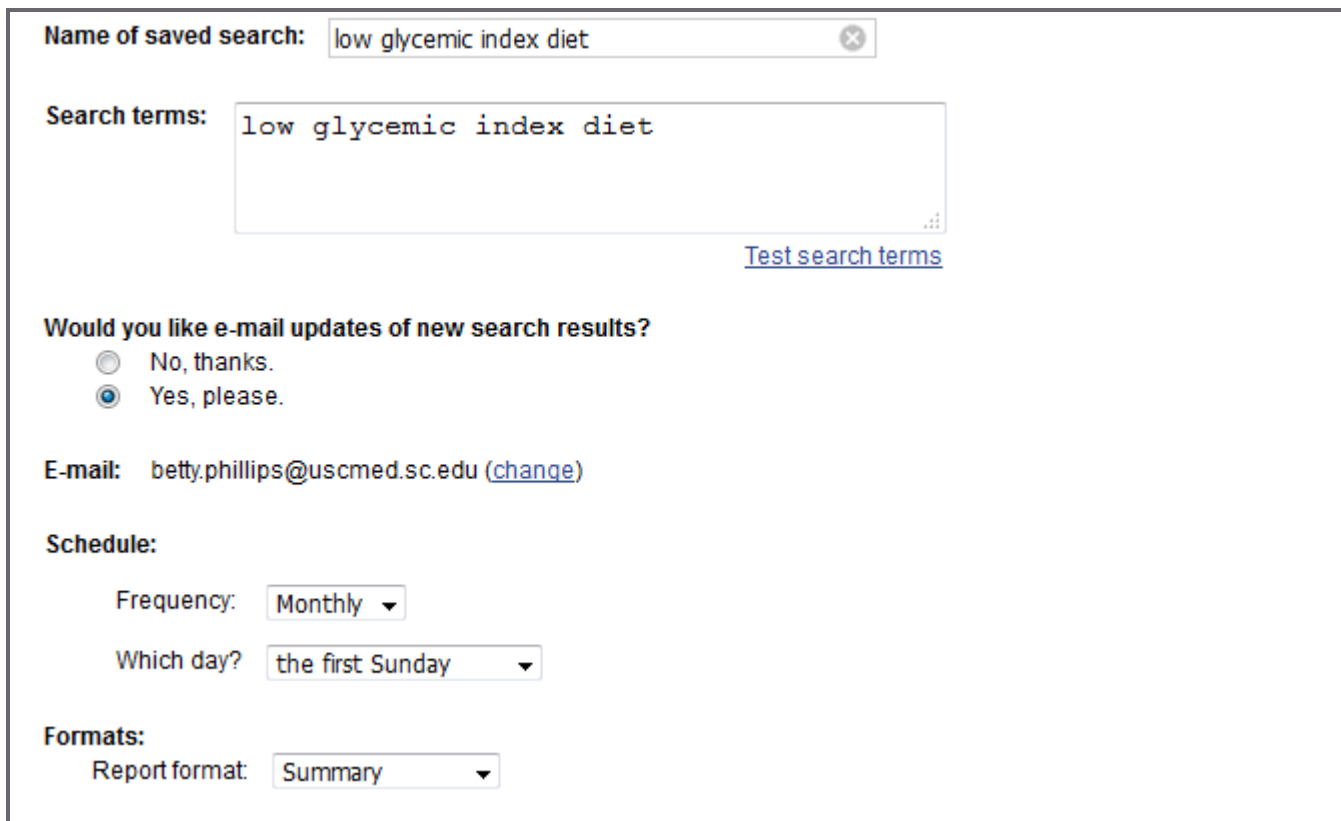
On the search results page, click the **Create alert** link near the query box.



PubMed
[Create RSS](#) [Create alert](#) [Advanced](#)

A new window will open, where you can edit the name of your search before you save it; the search name will be included in the Subject field of the e-mail updates. Click the **Save** button to continue.

On the next screen, you'll elect to receive e-mail updates of new results for your search; you can receive your updates daily, weekly, or monthly. Please note that e-mail updates may be affected by SPAM filtering software, so you may want to add the **nih.gov** domain to your e-mail "safe list". You may also select an e-mail delivery **format**, such as **Summary** or **Abstract**.



Name of saved search:

Search terms:
[Test search terms](#)

Would you like e-mail updates of new search results?

No, thanks.
 Yes, please.

E-mail: ([change](#))

Schedule:

Frequency:

Which day?

Formats:

Report format:

Finally, you can set the maximum number of items you wish to receive in the e-mail updates, with the option to receive updates even when there are no new search results. You may also add up to 200 characters of additional text which will appear in the body of your e-mail updates.

Click **Save** to continue.


Number of items:
Send at most: Send even when there aren't any new results

Any text you want to be added at the top of your e-mail (optional):


Editing and managing your searches

To view your saved searches, sign in to My NCBI and look under **Saved Searches**. To delete a search or view the e-mail schedules for all your saved searches, click the **Manage Saved Searches** link at the bottom of the list. The maximum number of searches is 100 per account.

Saved Searches

Search Name	What's New	Last Searched
PubMed Searches		
low glyceemic index diet	 0	today

[Manage Saved Searches »](#)

You may edit the name and schedule of a saved search by clicking the gear icon  beside the search name. You may also change your search terms, then check the edited search by clicking the **Test search terms** link before saving.

Name of saved search:

Search terms:

[Test search terms](#)

478 results found.