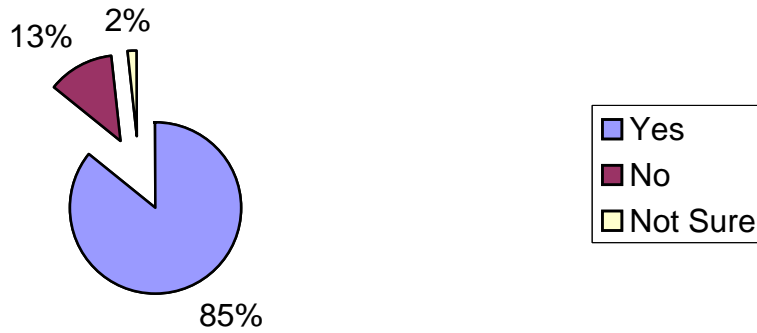


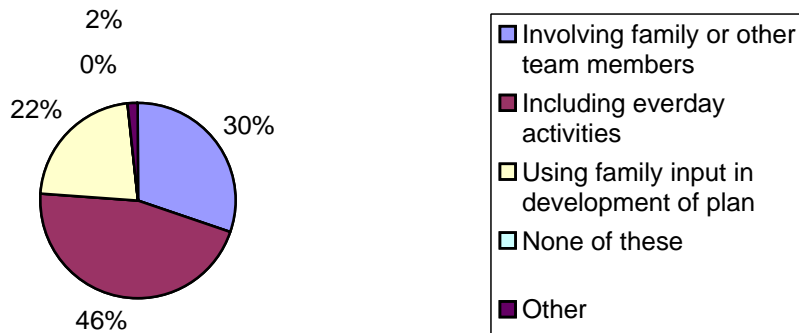
Charts

1. Are you currently implementing services in "Natural Environments"?



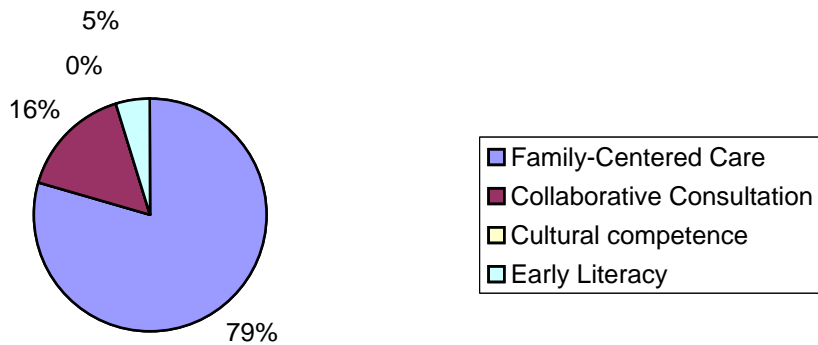
1.1	1.2	1.3	Total answers
Yes	No	Not Sure	63
54	8	1	

2. Which technique do you most often implement?



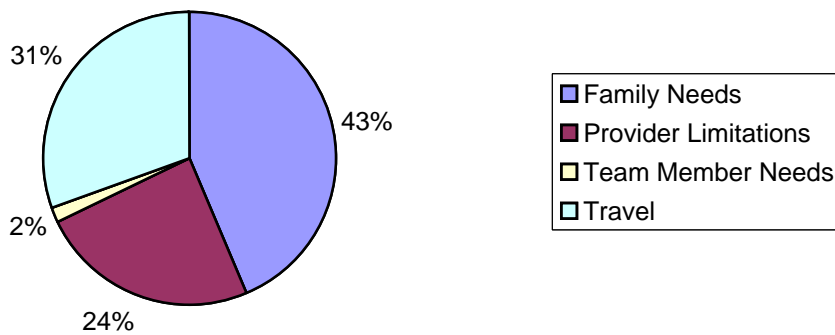
Involving family or other team members	Including everyday activities	Using family input in development of plan	None of these	Other	total answers
19	29	14	0	1	63

3. Which concept do you most often implement?



3.1 Family-Centered Care	3.2 Collaborative Consultation	3.3 Cultural competence	3.4 Early Literacy	total answers
50	10	0	3	63

4. Which obstacle is most challenging, when implementing services in "Natural Environments"?



4.1 Family Needs	4.2 Provider Limitations	4.3 Team Member Needs	4.4 Travel	total answers
27	15	1	19	62

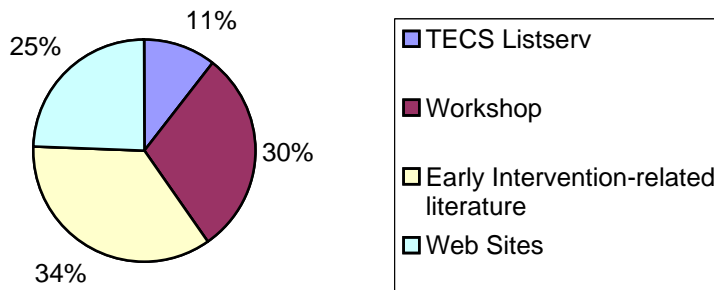
|

5. Which concept would you most like to learn more about, with respect to legal and or professional requirements?



5.1	5.2	5.3	5.4	
Family Centered Care	Collaborative Consultation	Cultural Competence	Early Literacy	total answers
24	14	13	8	59

6. Which resources have you found most helpful?



6.1	6.2	6.3	6.4	total answers
TECS Listserv	Workshop	Early Intervention-related literature	Web Sites	
6	17	20	14	57