

SC First Steps: BABYNET Program



University of South Carolina

School of Medicine, Department of Pediatrics

Center for Disability Resources (CDR)

Team for Early Childhood Solutions (TECS)

Prepared by Dr. Lesly S. Wilson and Renee Sewell

INTRODUCTION

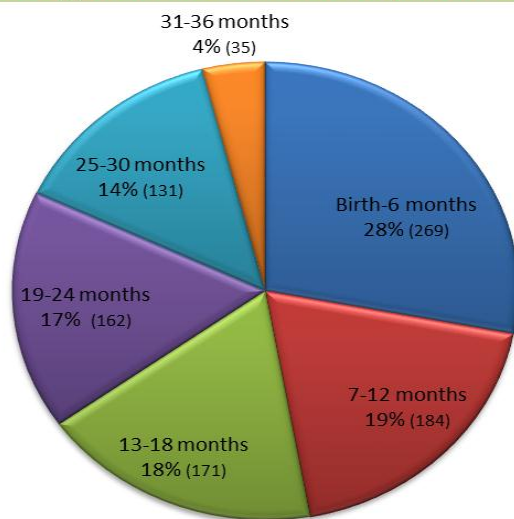
The Family Satisfaction Survey (FSS) was adopted by South Carolina as a tool to evaluate BabyNet’s efforts in providing family-centered services. The FSS is a portion of a larger survey originally developed by the National Center for Special Education Accountability Monitoring (NCSEAM), also known as the National Monitoring Center which is housed at the Human Development Center at Louisiana State University Health Sciences Center, New Orleans.

The South Carolina FSS was adapted to include nine demographic questions along with the 25 NCSEAM developed family-centered related questions. The February 2011 FSS was mailed out to 4459 families of children currently enrolled with an active Individualized Family Service Plan (IFSP) in BabyNet, 960 of these families returning completed surveys. This yielded a 22% response rate with a confidence interval of 95%, +/-1.2% for this survey. Responses in this report can be generalized for all families with children enrolled in the BabyNet system in February 2011.

DEMOGRAPHIC SECTION

All graphs and charts within report are based on the responses of the 960 families that participated in the survey. Not all families responded to every question, which is reflected in graph presentations.

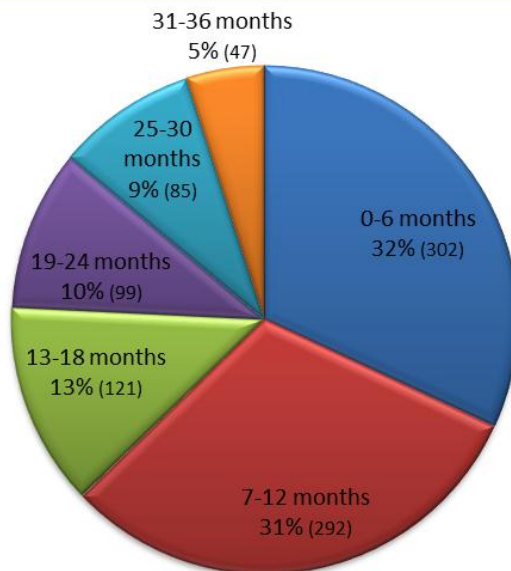
Child's age when first referred to Early Intervention.



8 people did not answer

The graph above indicates that 952 (99%) families responded to this question, indicating that 82% (n=786) of children currently enrolled in BabyNet were referred between birth-24 months old and 18% (n=166) of children referred after 24 months old.

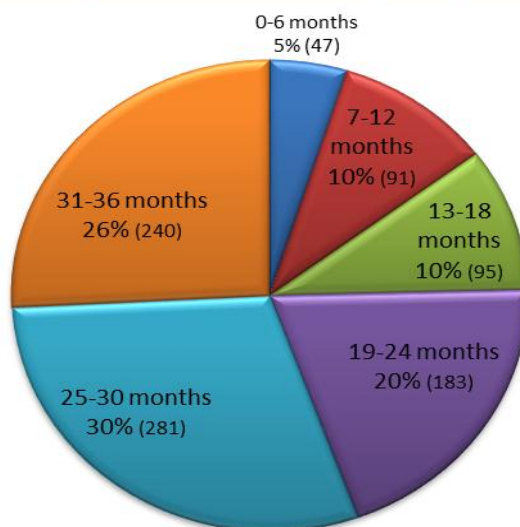
Number of months my child has been in the BabyNet system.



14 people did not answer

The graph above indicates that 946 (98%) families responded to this question, 63% (n=594) of families state that their child had been enrolled in BabyNet for at least 12 months, with 37% (n=352) of families stating enrollment for more than 12 months.

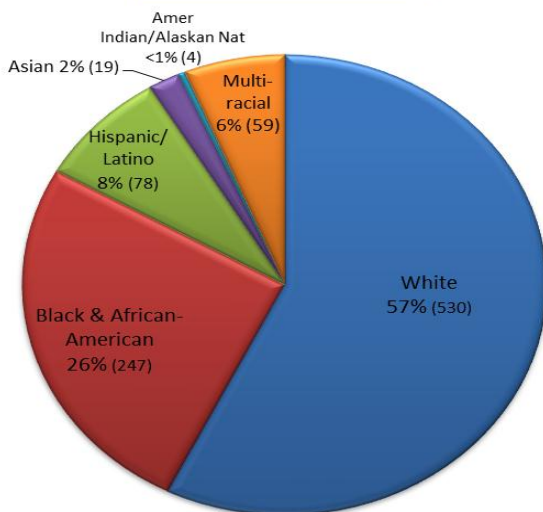
Child's age at time of survey completion.



23 people did not answer

The graph above indicates that 937 (97%) families responded to this question, revealing at the time of this survey 75% (n=704) of children were 19-36 months old with 25% (n=233) of children 0-18 months old.

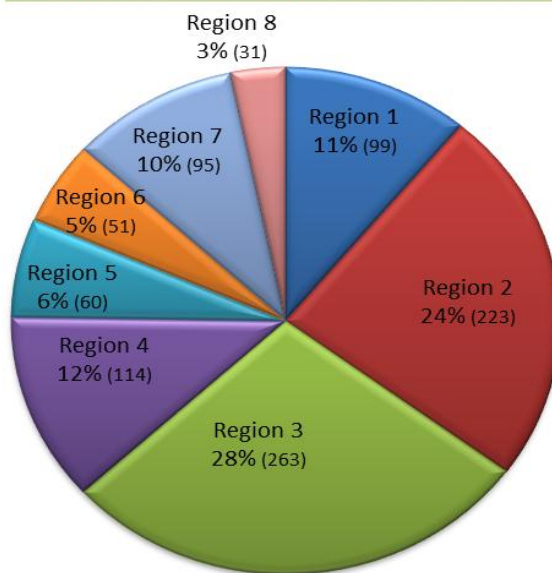
Child's Race/Ethnicity



23 people did not answer

The graph above indicates that 937 (97%) families responded to this question, revealing 57% (n=530) of children enrolled in BabyNet are White with 43% (n=407) of children representing all other racial categories.

Regions by Family's Zip Code

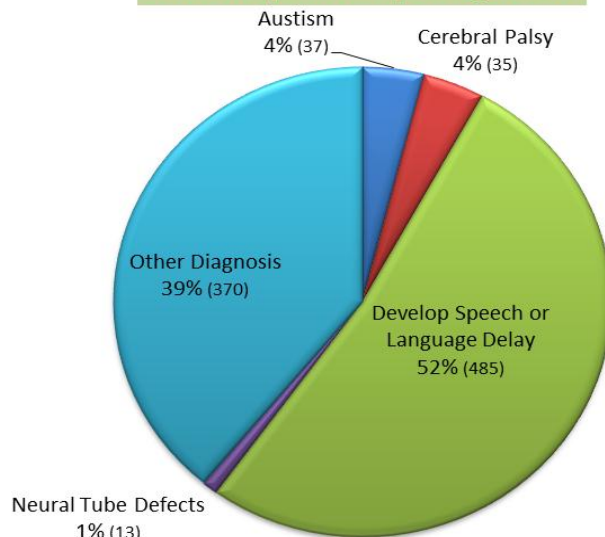


24 people did not answer

The graph above indicates that 936 (97%) families responded to this question, revealing the largest amount of family participation in the FSS came from regions Region 3, 28% (n=263) and Region 2, 24% (n=223).

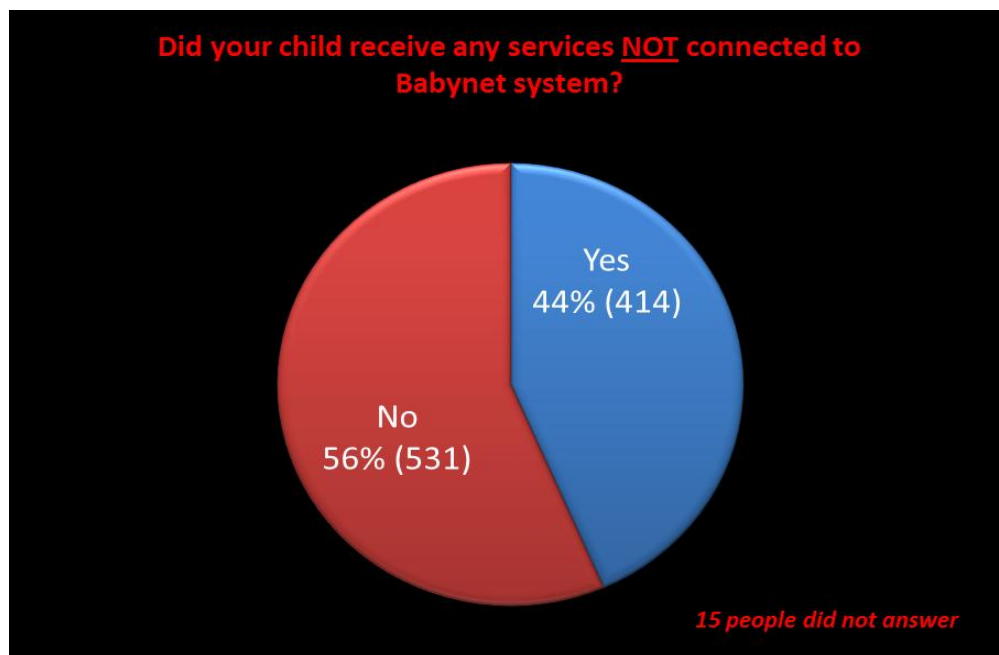
*See Appendix for Region Map with county names.

Child's primary diagnosis



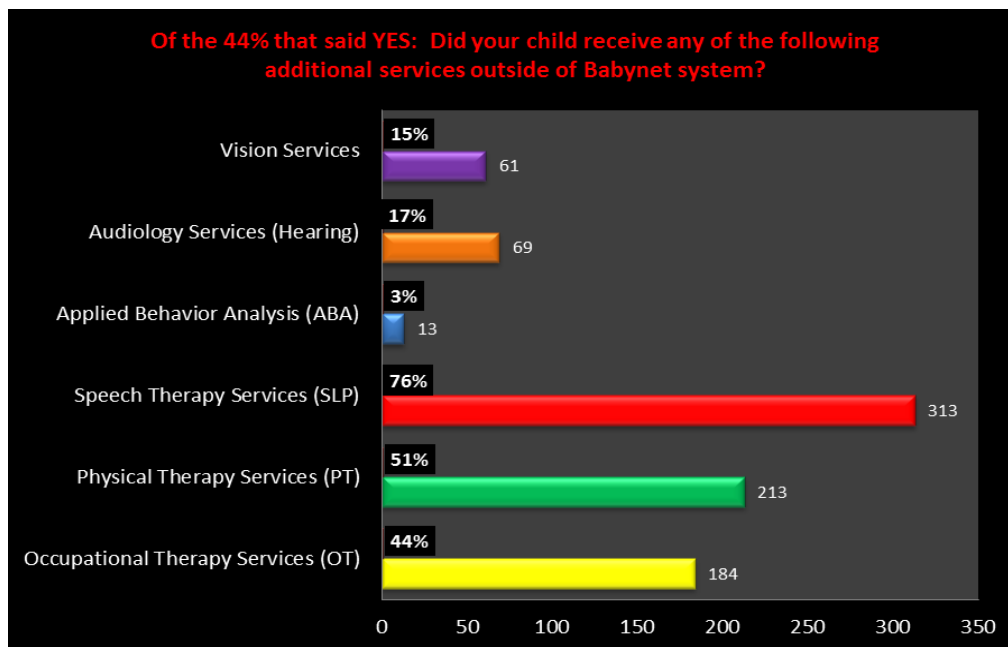
20 people did not answer

The graph above indicates that 940 (97%) families responded to this question, revealing developmental speech or language disorder as the largest primary diagnosis category at 52% (n=485) being identified by families of children enrolled in BabyNet.

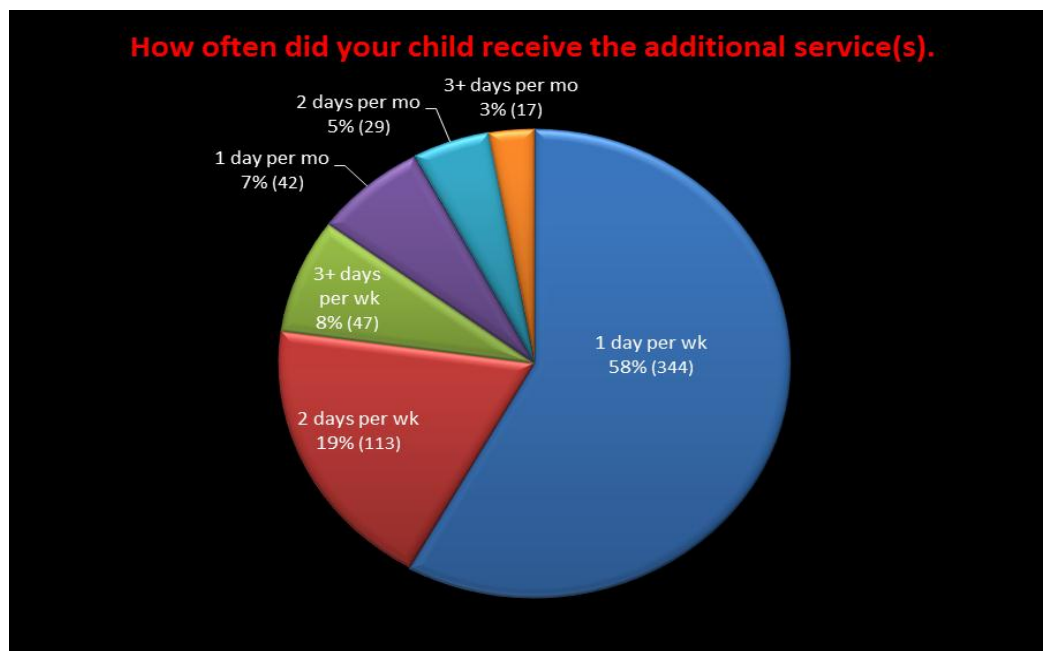


15 people did not answer

The graph above indicates that 945 (98%) families responded to this question, revealing that 44% (n=414) families are seeking and funding additional services outside of the BabyNet system with 56% (n=531) of families not seeking additional services outside of the BabyNet system.



The chart above further exams the responses of the 44% (n=414) of families who indicated that their children receive additional services outside of the BabyNet system. The chart reveals speech therapy (76%, n=313); physical therapy (51%, n=213); occupational therapy (44%, n=184) as the most reoccurring additional outside services used by families.



The graph above further exams the responses of the 44% (n=414) of families who indicated that their children receive additional services outside of the BabyNet system. The graph above indicates the frequency that families are receiving services outside of BabyNet. It reveals that 58% of families fund an additional 1 day per week of services outside of the BabyNet system.

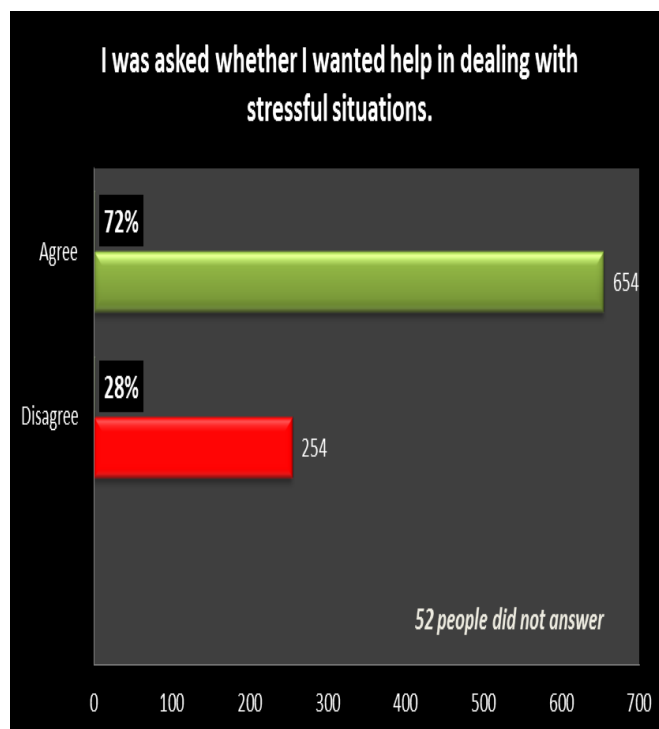
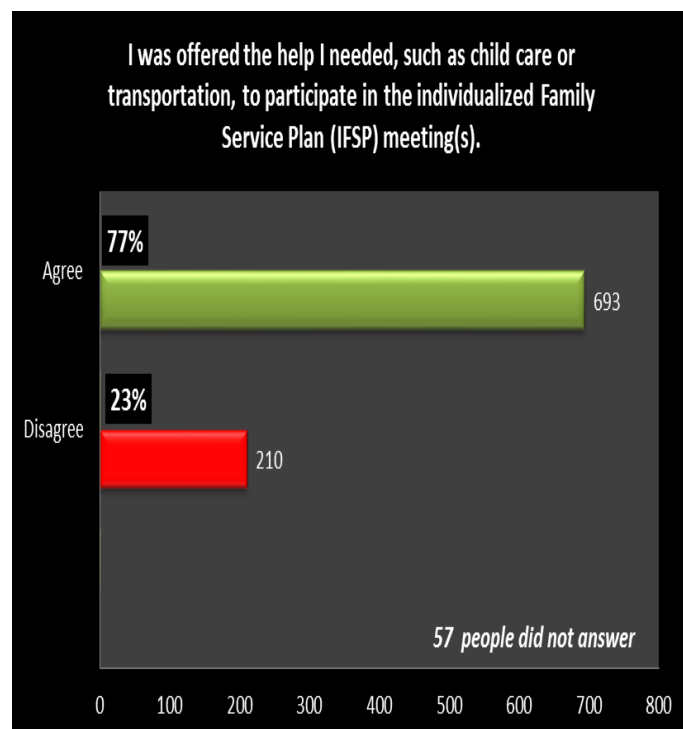
Section 1: Family-Centered Services

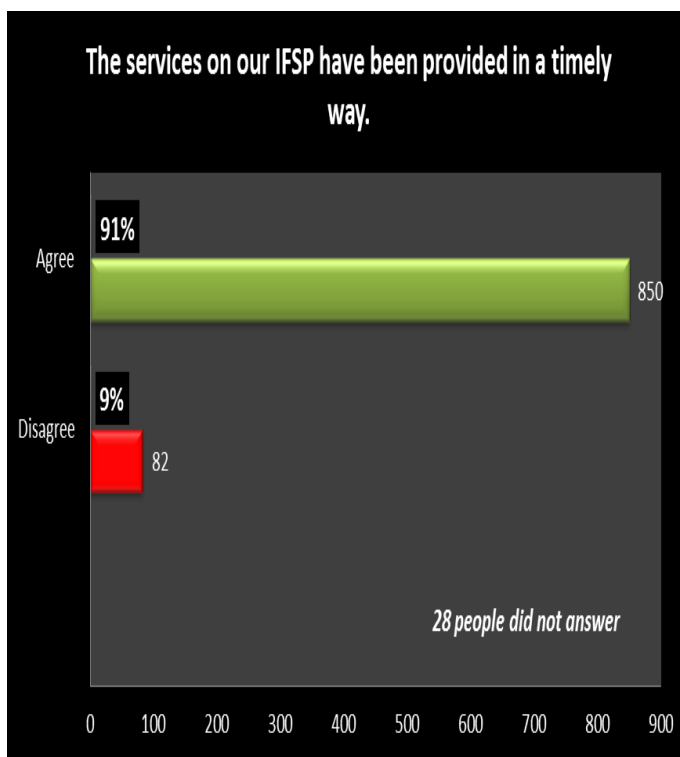
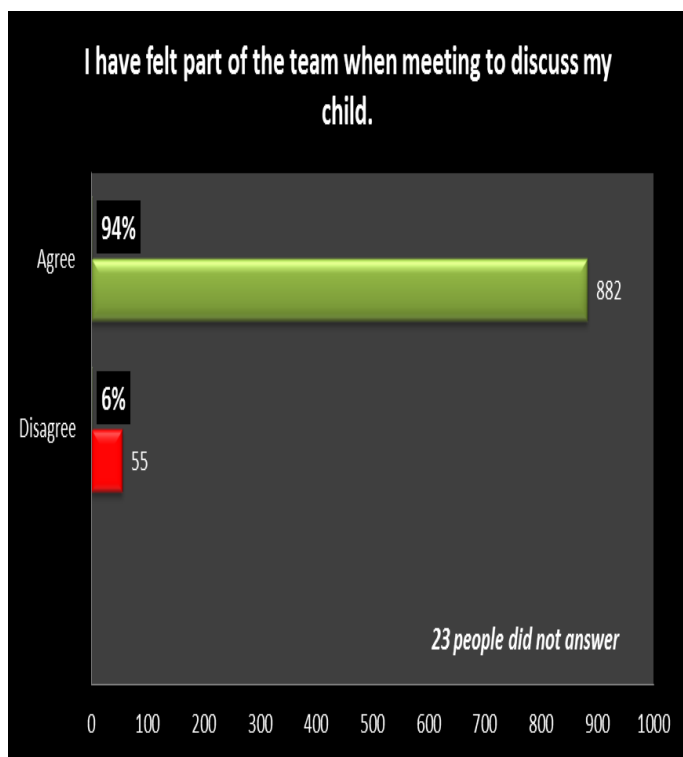
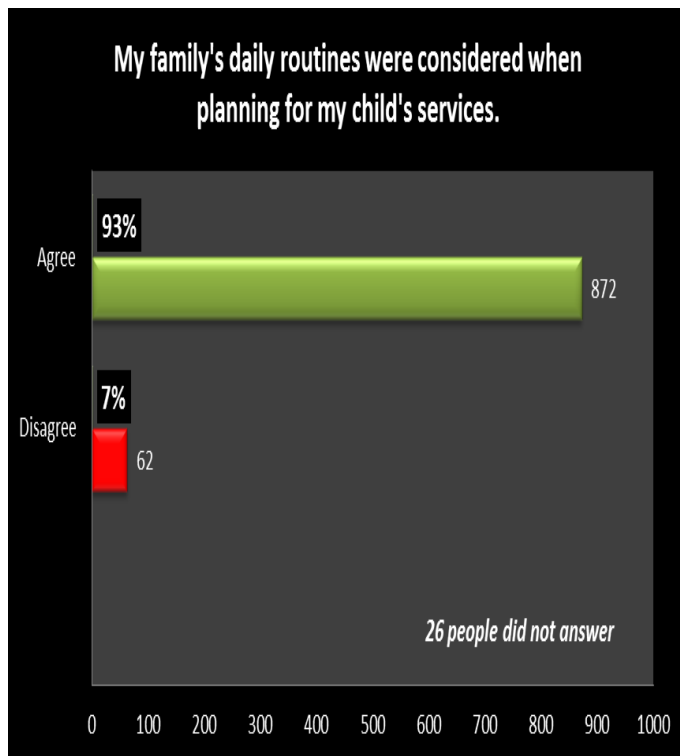
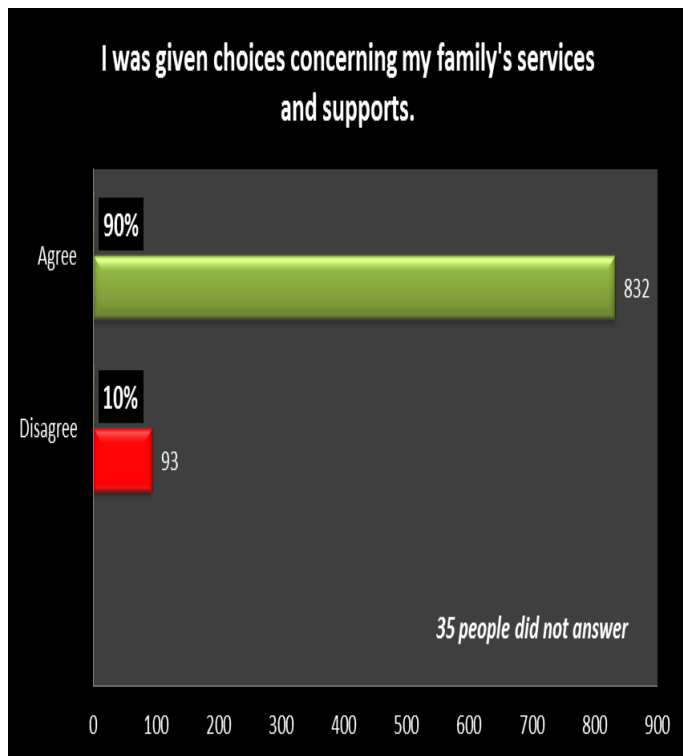
This section provided six questions related to family-centered services, as indicated in the SC Part C policy (Policy Area: System of Services, 4.I SERVICE DELIVERY IN NATURAL ENVIRONMENTS). The core guiding principles to family-centered services are sensitivity and respect for the culture and values of individual family members and each family's environment, as members define the people, activities and beliefs important to them. Family-centered services are a way of organizing and delivering assistance and support to families based upon some distinct, interconnected beliefs, attitudes and behaviors.

This section discloses a need for a SC Part C system review of providing supports needed for family participation in IFSP, such as child care or transportation. This section discloses a need for a SC Part C system review of supports provided with helping families dealing with stressful situations.

See question and graphs below:

- 2.1 I was offered the help I needed, such as child care or transportation, to participate in the Individualized Family Service Plan (IFSP) meeting(s).
- 2.2 I was asked whether I wanted help in dealing with stressful situations.
- 2.3 I was given choices concerning my family's services and supports.
- 2.4 My family's daily routines were considered when planning for my child's services.
- 2.5 I have felt part of the team when meeting to discuss my child.
- 2.6 The services on our IFSP have been provided in a timely way.





Section 2: Information Provided to Family

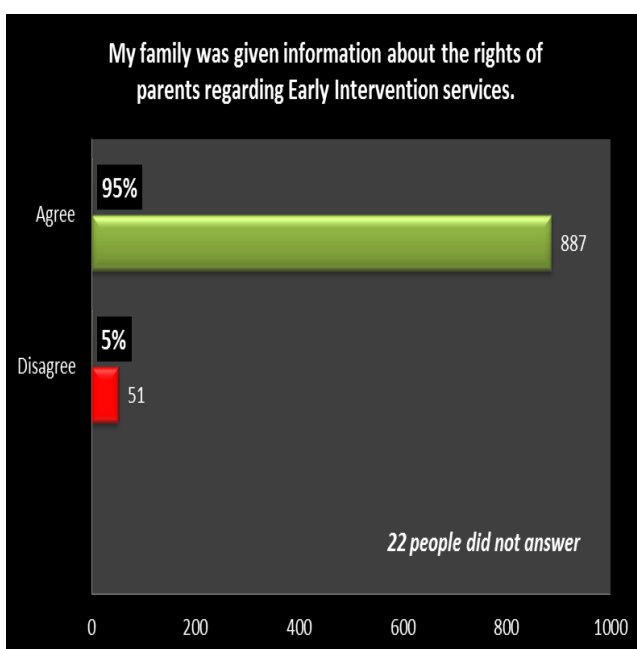
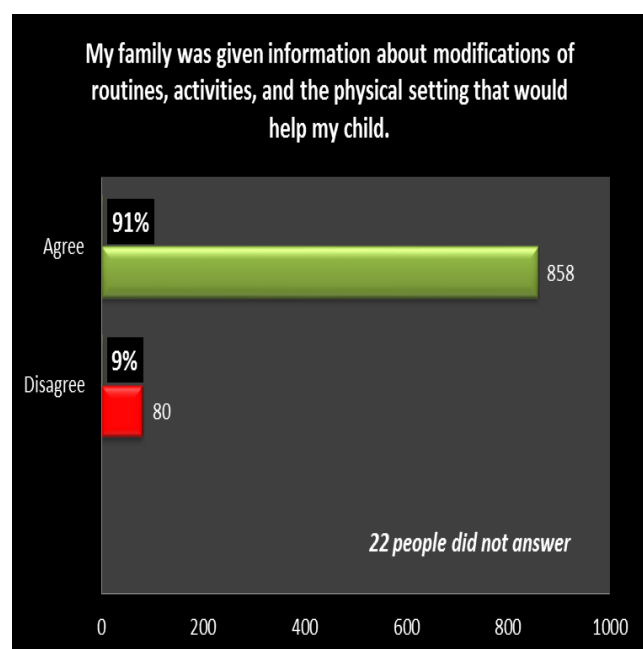
This section provided eight questions related to the information being provided to families concerning rights and advocacy. The SC Part C policy (Policy Area: General Supervision, 3.A PROCEDURAL SAFEGUARDS) indicates that “The Lead Agency shall maintain written policies and procedures for assurance of child and family rights and protections under IDEA”.

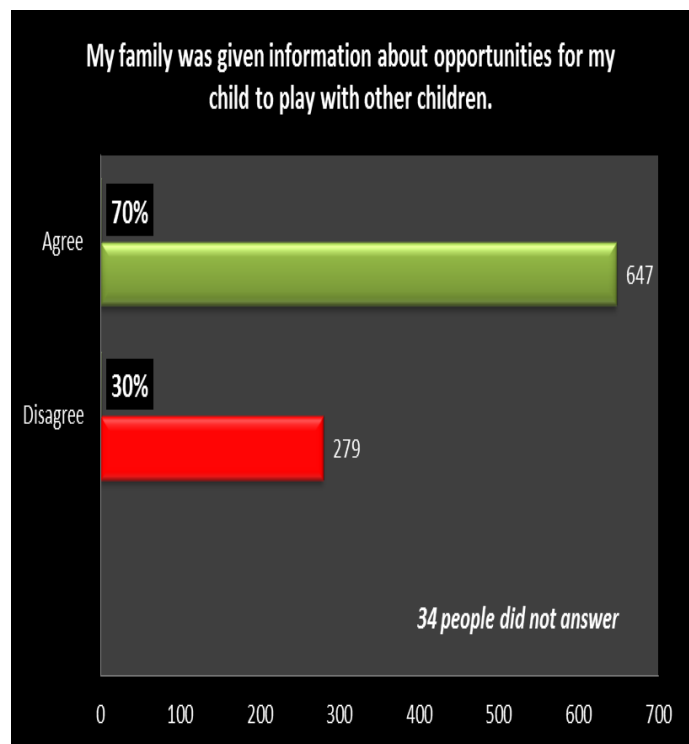
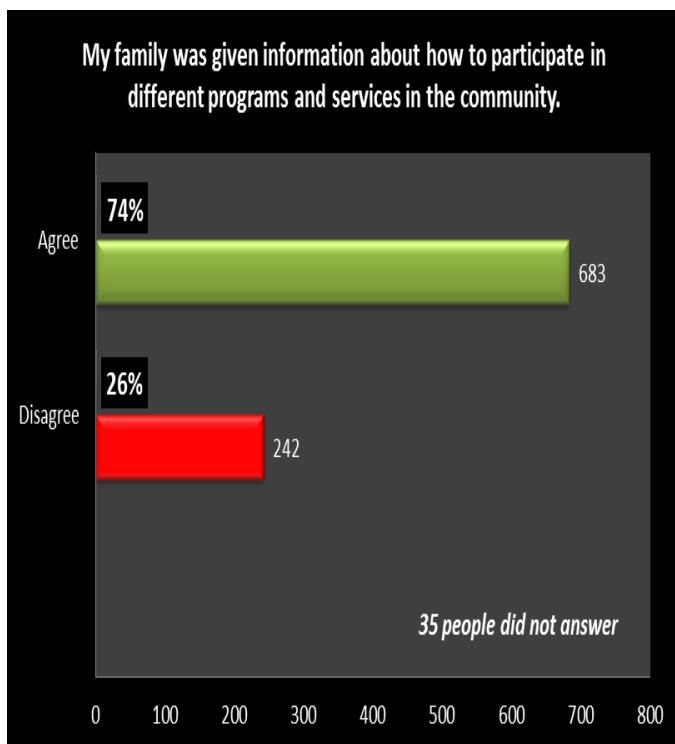
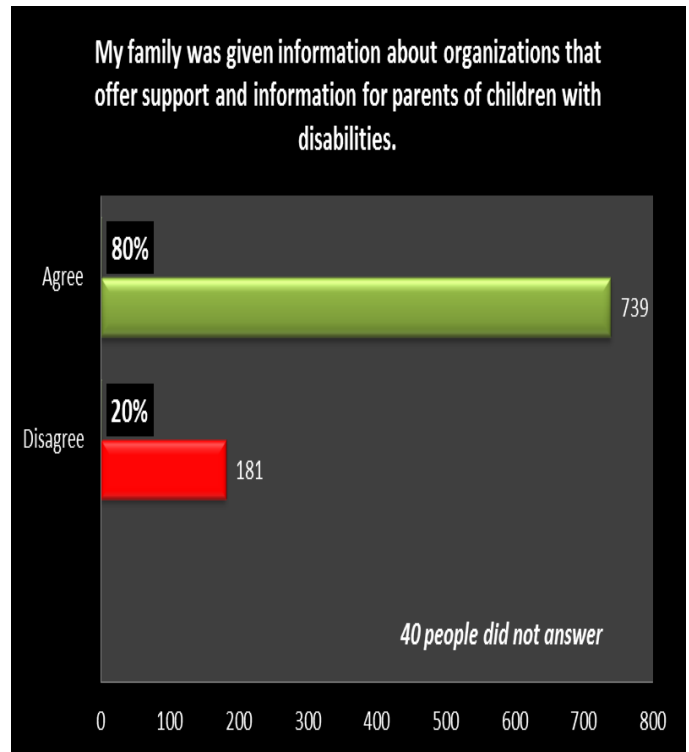
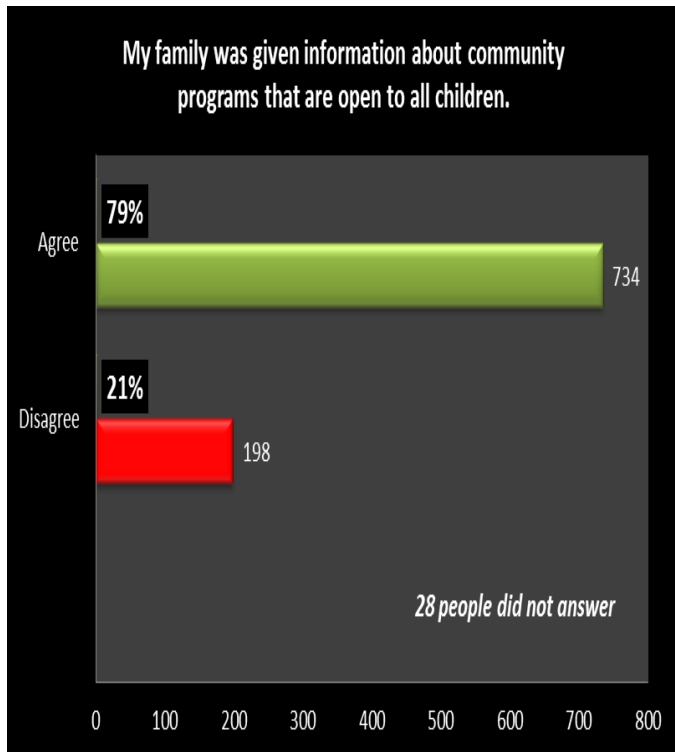
This section discloses a need for a SC Part C system review concerning the provision of information about opportunities for their child to play with other children; how to participate in different programs and services in the community; community programs that are open to all children; and organizations that offer support and information for parents with children with disabilities.

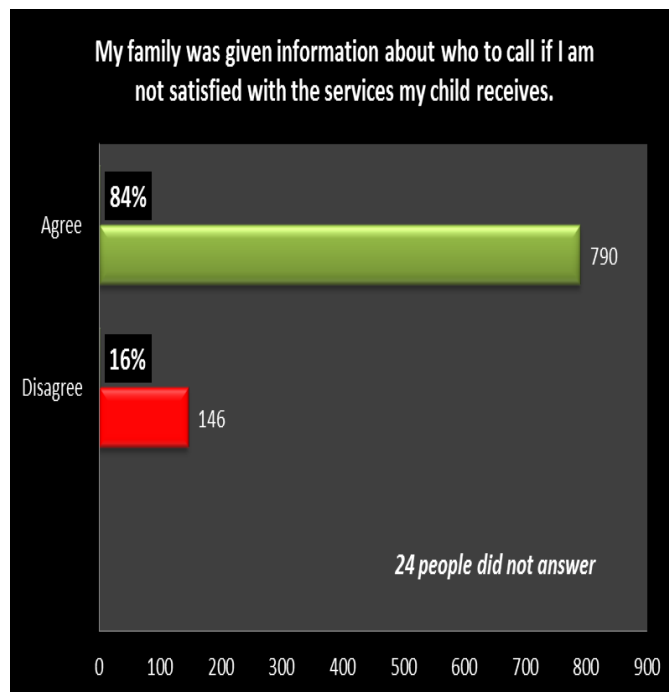
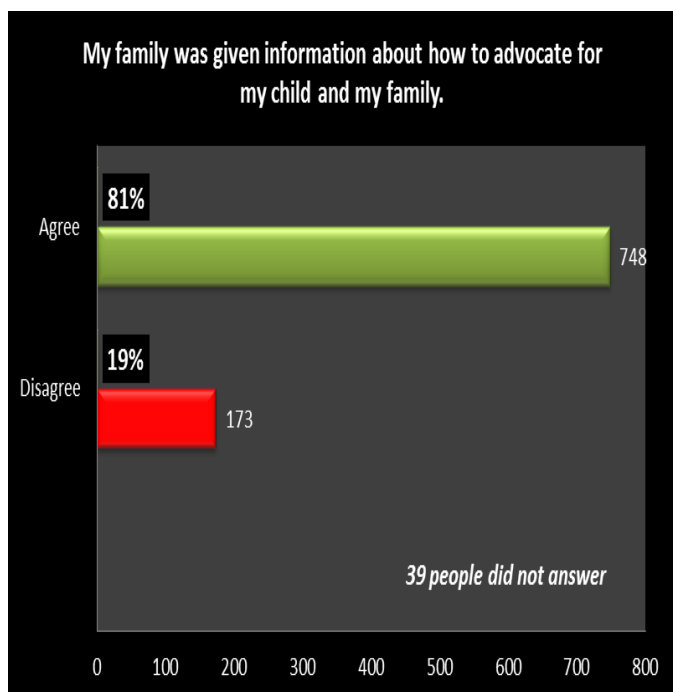
See question and graphs below:

All questions began with statement: “My family was given information about...”

- 2.7 -modifications of routines, activities, and the physical setting that would help my child.
- 2.8 -the rights of parents regarding Early Intervention services.
- 2.9 -community programs that are open to all children.
- 2.10 -organizations that offer support and information for parents of children with disabilities.
- 2.11 -how to participate in different programs and services in the community.
- 2.12 -opportunities for my child to play with other children.
- 2.13 -how to advocate for my child and my family.
- 2.14 - who to call if I am not satisfied with the services my child receives.







Section 3: Service Coordination Support Provided to Family

This section offers four questions related to service coordination support provided by the SC Part C system program to parents. The SC Part C Policy Area: System of Service, 4.A

SERVICE COORDINATION (TARGETED CASE MANAGEMENT); Policy Area: System of Services, 4.D

ORIENTATION AND INTAKE; and Policy Area: System of Services, 4.G INDIVIDUALIZED FAMILY SERVICE PLAN (IFSP). Service coordination refers the “activities carried out by a service coordinator to assist and enable a child eligible for state early intervention services and the child’s family to receive the rights, procedural safeguards, and services that are authorized to be provided under the Part C of the Individuals with Disabilities Education Act.”

This section discloses a need for a SC Part C system review of service coordination supports provided for going out into the community to assist families with fostering community activities and services for their child; helping families get in touch with other parents for help and support; helping families get services like child care, transportation, respite care or food stamps.

See question and graphs below:

All questions began with statement: “Someone from the Early Intervention program...”

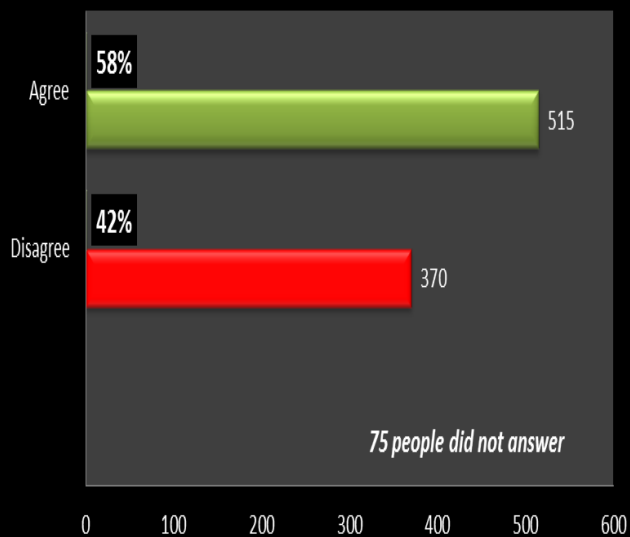
2.15 -helped me get services like child care, transportation, respite care, or food stamps.

2.16 -helped me get in touch with other parents for help and support.

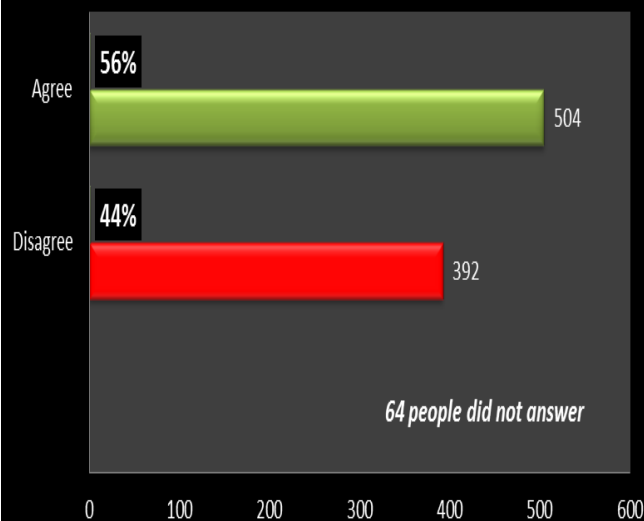
2.17 -asked whether the services my family was receiving were meeting our needs.

2.18 -went out into the community with me and my child to help us get involved in community activities and services.

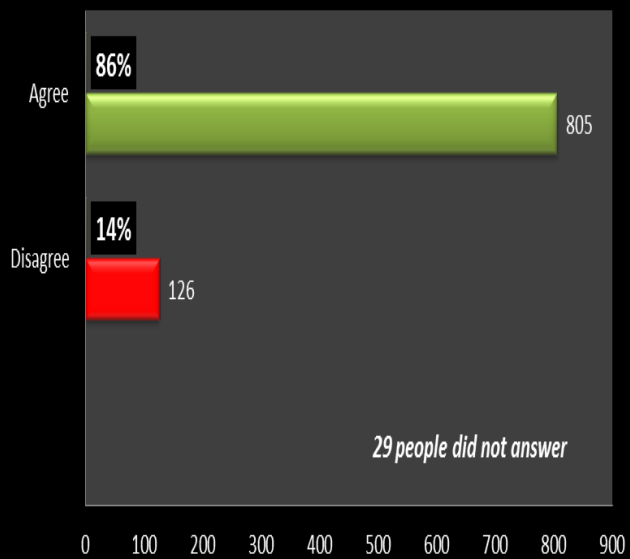
Someone from the Early Intervention program helped me get services like child care, transportation, respite care, or food stamps.



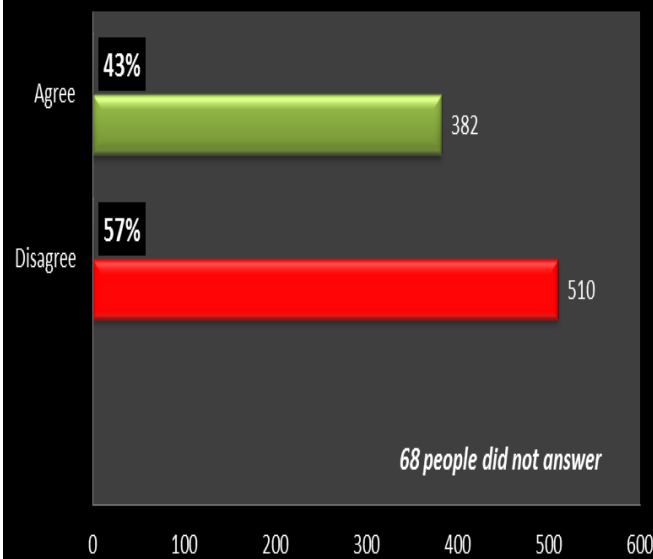
Someone from the Early Intervention program helped me get in touch with other parents for help and support.



Someone from the Early Intervention program asked whether the services my family was receiving were meeting our needs.



Someone from the Early Intervention program went out into the community with me and my child to help us get involved in community activities and services.



Section 4: Service Provider Support Provided to Family

This section offers seven questions related to SC Part C system service provider support offered to parents. Policy Area: System of Services, 4.G INDIVIDUALIZED FAMILY SERVICE PLAN (IFSP).

This section discloses an overall positive impact of service providers on families when providing IFSP services. All seven questions received response at least 85% concerning this area.

See question and graphs below:

All questions began with statement: “The Early Intervention Service Provider(s) who work with my child...”

2.19 -are dependable.

2.20 -are easy for me to talk to about my child and my family.

2.21 -are good at working with my family.

2.22 -My service coordinator is available to speak with me on a regular basis.

2.23 -My service coordinator is knowledgeable and professional.

2.24 -Written information I receive is written in an understandable way.

2.25 - I was given information to help me prepare for my child's transition.

